

Overdrive/Transfer to Devices

Library's downloadable eBooks and audiobooks



Download Digital Software

(box at left is on right-hand side of MLib2Go website)
-Overdrive Media Console—to download/transfer audiobooks
-Adobe Digital Editions—to download/transfer eBooks

*Adobe Digital Editions requires user to create a username/password to activate your software

Sign in (button on top right of page)

1. Choose Library (Livingston County Public Library)
2. Type in number under the barcode on your Library card



My Account

Select from the following links to manage your Account:

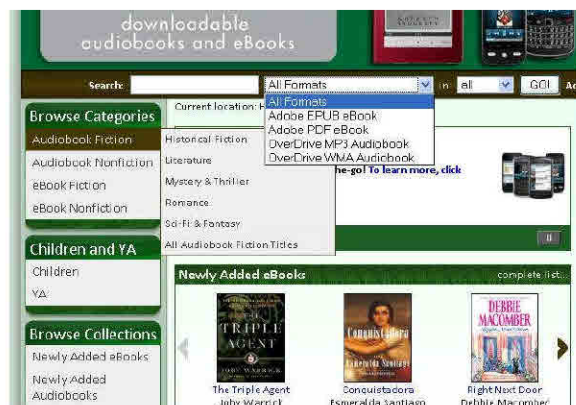
- My Cart** - Displays the title(s) that are in your Cart awaiting checkout
- Lending Periods** - Set a personalized default lending period for titles available at this site, format-by-format
- My Items Out** - Displays download links for title(s) currently checked out
- My Holds** - Displays the title(s) for which you are currently waiting
- My Wish List** - Displays the title(s) on your Wish List
- Rated Titles** - Displays the title(s) you have rated, and allows you to change ratings

My Account
(must be signed in to access)

Access your cart, set/edit specified lending periods, your items currently out, items you've placed on hold, your wish list, and which titles you have rated

Browse

Search Bar
Dropdown Formats
Advanced Search
Left-hand Browse Categories
Rotating titles in middle of page (scroll for more)



Check out



Format Information



My Cart

Please note: Titles added to your Cart will remain there for 30 minutes before they are returned to the library's collection. Please be sure to complete your checkout within this timeframe to avoid losing access to these title(s).



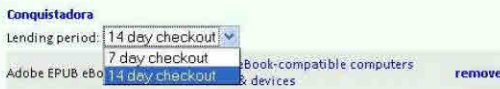
[Continue Browsing](#)

[Proceed to Checkout](#)

Check Out

Please review and confirm the selections and, if desired, change the lending period(s) before proceeding with check out.

Note that in order to use digital media, you must download and install the appropriate digital software before downloading the title to your machine.



Important notes:

- You may check out a maximum of 5 titles at one time.
- You currently have 1 title(s) checked out
- You will have 3 title(s) remaining after checking out the selected title(s)

[Confirm check out](#)

1. After you find title you want, click on “Add to cart” button

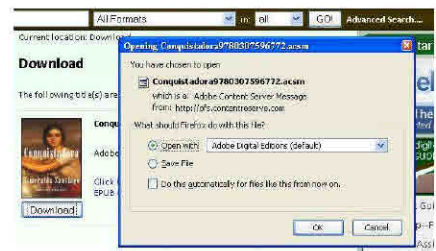
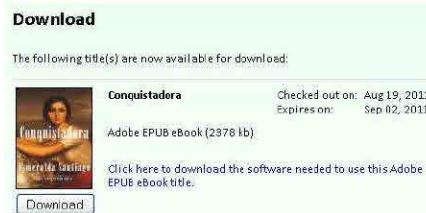
2. When you see the “My Cart” page, double check all of the information, and if you want to check out the title, click on “Proceed to Checkout”

3. After choosing the lending period you want (7 or 14 days) click on “Confirm check out”

Download

Click on “Download” button and a gray box will pop up; choose either Overdrive Media Console or Adobe Digital Editions depending upon eBook v. audiobook and press “OK” button

Title will download to specified program in order for it to be transferred to a device





Transfer to Devices

**Overdrive Media Console:
“Transfer button”**

**Adobe Digital Editions:
Drag and drop onto external device**

